

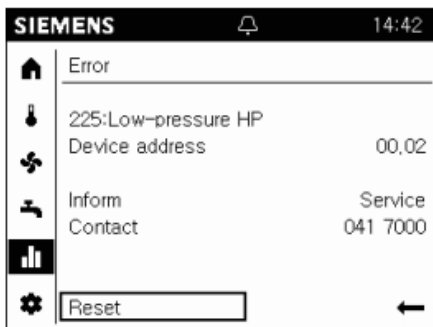
Reset of locking errors

To reset and unlock the boiler, hold the unlock button down for 0.4...10 seconds. Use a sharp object (e.g. ballpoint pen) or a screwdriver, up to size 2.

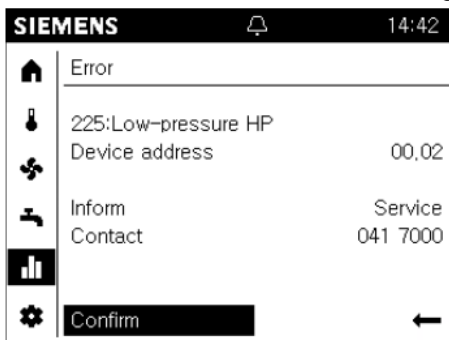
Reset interactive errors

The Info pages (III) are selected. The title of the first error page is preselected. Proceed as follows to reset an interactive error:

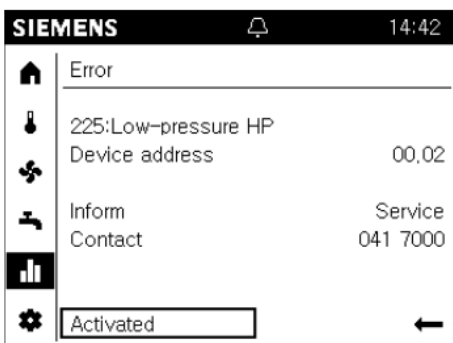
Turn the control knob to preselect "Reset".



Press the control knob. The text changes to "Confirm" and is displayed inverted



Press the control knob to initiate reset on the controller. During the reset, the text changes to "Activated" and is preselected.



The page is automatically closed if the error is reset.